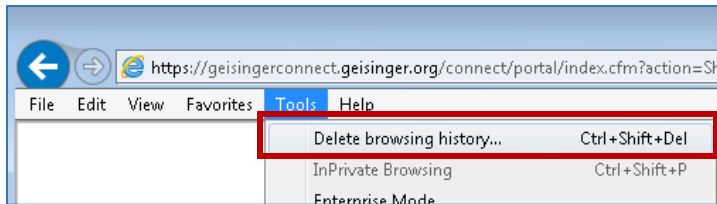


Clear Browser History

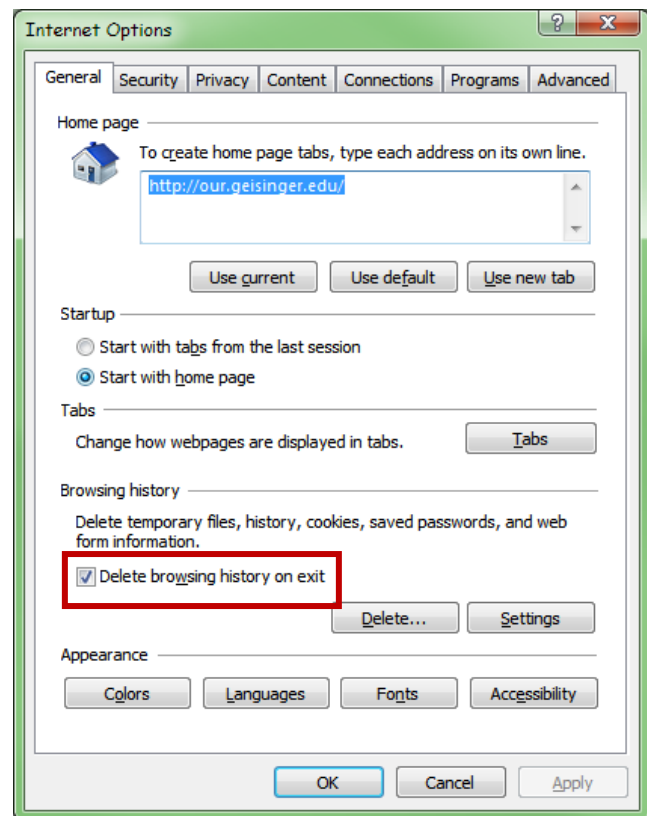
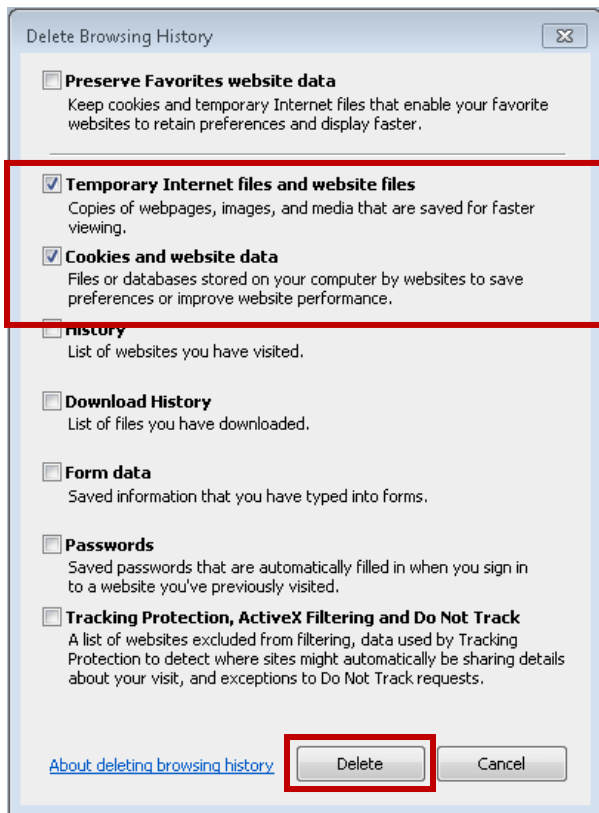
Clearing your browser history can solve many problems!

1. For **Internet Explorer**, from the top menu bar select Tools (you may also hold down the **Alt** key and tap the letter **T**) and select **Delete browsing history...**

For other browsers, google 'Clear browsing history from (Firefox, Safari, Chrome)'



2. Select **ONLY**
 - a. Temporary Internet files and website files
 - b. Cookies and website data
3. Click Delete



4. To clear your history each time you leave a site, from **Tools**, select **Internet Options**, and on the **General** tab, under **Browsing history**, check the **Delete browsing history on exit** box
5. **Close your browser completely – all tabs, etc. and re-open**
6. Navigate to <https://geisingerconnect.geisinger.org> and log in!

***If at any time you are experiencing difficulties, please call the Geisinger Service Desk at 570-271-8092. The Geisinger team is happy to assist you.